

**CARGO  
EXPRESS**  
By Novae®

# WORLD CLASS TRAILERS



**CARGO  
EXPRESS**  
By Novae®

VALUE-DRIVEN, HIGH-QUALITY  
ENCLOSED CARGO TRAILERS



# CARGO EXPRESS

By Novae®

## WE MEAN BUSINESS

Cargo Express Trailers is a division of Novae LLC, one of the largest, fastest-growing trailer manufacturers in the USA. Our entire company is driven by the knowledge that many of our customers rely on our trailers for their very livelihood. When it comes to providing you with smart engineering, exceptional build quality and top-of-the line components, we will never compromise.

03 CARGO



04-05 CAR HAULERS



06-07 RACE TRAILERS



08 CONTRACTOR



09 RECREATIONAL






# CARGO TRAILERS

## EX SERIES DLX

Available only in PA and IN

### FEATURES

- Tube Main Frame
- 24" On-Center Z-Post Sidewalls
- 18" Deep Sloped V-Nose with 6" Drop
- 32" Wide Entry Door with Flush Lock, 36" on 8.5' Wide (Optional on 5' Wide)
- Metal Wire Door Holdback
- Choice of Ramp Door with Assist or Double Door
- Steel Radial Tires



Ramp Door



Aluminum Frame Entry Door

Size	GVWR	Size	GVWR
5' x 8' - 5' x 10'	3K	6' x 12'	7K
6' x 10' - 6' x 14'	3K	7' x 12' - 7' x 16'	7K
		8.5' x 16' - 8.5' x 24'	7K
		8.5' x 18' - 8.5' x 24'	10K

- Fully Screwed Exterior (Color Matching Screws When Applicable)
- Seamless Aluminum Roof
- 7/16" OSB Walls and Trim

## XL SERIES

Available only in UT, TX, and AZ

### FEATURES

- 24" On Center Tube Sidewalls
- Flat Top, 18" V-Nose
- 32" Entry Door with Flush Lock on 6' and 7' Wide/ 36" on 8.5' Wide
- Metal Wire Door Holdback
- Ramp Door with Spring Assist
- Radial Tires
- .030 Aluminum Exterior
- Fully Screwed Exterior (Color Matching Screws when Applicable)
- Seamless Aluminum Roof
- High Performance Wood Walls and Trim

Size	GVWR
8.5' x 16' - 8.5' x 24'	7K
8.5' x 16' - 8.5' x 24'	10K



## XL SERIES SE

### FEATURES

- 6" Tube Main Frame (8.5' Wide Models Only)
- 16" On-Center Full Height Crossmembers
- Triple Tube Tongue on all 8.5' Wide Models
- 16" On-Center Tube Sidewalls
- 24" Deep Sloped V-Nose with 6" Drop (30" on 8.5' Wide)
- 32" Wide Entry Door with Flush Lock (36" on 8.5' Wide)
- Metal Wire Door Holdback
- Ramp Door with Assist and Ramp Flap
- Radial Tires
- Screwless, .030 Aluminum Exterior
- Seamless Aluminum Roof
- Large J-Trim on Ramp Door(s)
- High Performance Wood Walls and Trim
- 3/4" High Performance Wood Flooring

Size	GVWR	Size	GVWR	Size	GVWR
5' x 8' - 5' x 10'	3K	6' x 10' - 6' x 14'	7K	7' x 14' - 7' X 20'	10K
6' x 10' - 6' x 14'	3K	7' x 12' - 7' x 20'	7K	7.5' x 14' - 7.5' x 20'	10K
5' x 8' - 5' x 10'	3.5K	7.5' x 14' - 7.5' x 20'	7K	8.5' x 12' - 8.5' x 34'	10K
7' x 12'	3.5K	8.5' x 12 - 8.5' x 20'	7K	8.5' x 12' - 8.5' x 34'	14K

XL SERIES available in TX, AZ, and UT. XL SERIES SE available in all states.

## PRO SERIES

### FEATURES

- Aluminum or Steel Models Available
- 6" Tongue Extension and Setback Jack
- 16" On-Center Tube Sidewalls
- 16" On-Center Roof Bows
- 32" Wide Entry Door with Flush Lock, 36" on 8.5' Wide
- Cast Aluminum Door Holdback
- 15" Aluminum Wheels
- Screwless, .030" Aluminum Exterior
- Large J-Trim on Ramp Door(s)
- High Performance Wood Walls and Trim
- Torsion Axles
- Polished Nose Cap
- LED Taillights with Integrated Backup Light



12" Ramp Extension



LED Dome Lights



Size	GVWR	Size	GVWR	Size	GVWR
5' x 8' - 5' x 10'	3K	6' x 12'	7K	7' x 14' - 7' X 20'	10K
6' x 10' - 6' x 14'	3K	7' x 12' - 7' x 20'	7K	7.5' x 14' - 7.5' x 20'	10K
5' x 8' - 5' x 10'	3.5K	7.5' x 14' - 7.5' X 20'	7K	8.5' x 16' - 8.5' x 34'	10K
7' x 12'	3.5K	8.5' x 12' - 8.5' x 26'	7K	8.5' x 16' - 8.5' x 24'	14K

Ask About PRO SERIES Gooseneck

# CAR HAULERS

## EX SERIES DLX

Available only in PA and IN

### FEATURES

- 24" On-Center Crossmembers and Z-Post Sidewalls (7K Models)
- 16" On-Center Crossmembers and Tube Sidewalls (10K Models)
- 18" Deep Sloped V-Nose with 6" Drop
- Beavertail
- 36" Wide Entry Door with Flush Lock
- Metal Wire Door Holdback

- Rear Ramp Door with Spring Assist
- 16" Wood Ramp Flap
- Color Matching Exterior Screws
- Seamless Aluminum Roof
- 7/16" OSB Walls and Trim

Size	GVWR
8.5' x 16' - 8.5' x 24'	7K
8.5' x 16' - 8.5' x 24'	10K



## XL SERIES

Available only in UT, TX, and AZ


### FEATURES

- 16" On-Center Crossmembers
- 24" On-Center Tube Sidewalls
- 24" On-Center Roof Bows
- Flat Top, 18" V-Nose
- Beavertail
- 36" Wide Entry Door with Flush Lock
- Metal Wire Door Holdback
- Ramp Door with Spring Assist
- 16" Wood Ramp Flap
- .030 Aluminum Exterior with Color Matching Screws
- High Performance Wood Walls and Trim
- (4) 5K D-Rings
- (2) LED Dome Lights with Switch

## XL SERIES SE

### FEATURES

- 16" On-Center Crossmembers, Tube Sidewalls, and Roof Bows
- Beavertail
- 36" Wide Entry Door with Flush Lock
- Ramp Door with Spring Assist
- 16" Wood Ramp Flap
- Screwless, .030 Aluminum Exterior
- Large J-Trim on Ramp Door(s)
- High Performance Wood Walls and Trim
- Lauan Ceiling Liner Strip
- (4) 5K D-Rings
- LED Taillights with Integrated Backup Light



4 Heavy Duty D-Rings

Size	GVWR
8.5' x 16' - 8.5' x 26'	7K
8.5' x 16' - 8.5' x 28'	10K





# CAR HAULERS

## PRO SERIES

### FEATURES

- 6" Tongue Extension
- 16" On-Center Crossmembers, Tube Sidewalls, and Roof Bows
- Flat Top, 30" Aero Wedge with Radius Nose
- Beavertail
- 2K Set-Back Jack
- Cast Aluminum Door Holdback
- Ramp Door with Spring Assist
- 16" Wood Ramp Flap with Bullnose Cap
- Torsion Brake Axles
- Aluminum Wheels
- Screwless, .030 Aluminum Exterior
- Seamless Aluminum Roof
- Brite Nose Cap
- High Performance Wood Walls and Trim
- White Thermoply Ceiling Liner
- (4) 5K D-Rings



48" Entry Door with Flush Lock

Size	GVWR
8.5' x 16' - 8.5' x 26'	7K
8.5' x 16' - 8.5' x 28'	10K
8.5' x 20' - 8.5' x 28'	14K



## PRO SERIES GOOSENECK/FIFTH WHEEL

### FEATURES

- 8" Tube Main Frame
- 16" On-Center Crossmembers, Tube Sidewalls, and Roof Bows
- Beavertail
- (2) 12K Manual 2-Speed Jacks
- 36" Wide Entry Door with Flush Lock
- Rear Ramp Door with Spring Assist
- 16" Wood Ramp Flap with Bullnose Cap
- Torsion Brake Axles
- Radial Tires on Aluminum Wheels
- Screwless, .030 Aluminum Exterior
- Seamless Aluminum Roof
- Brite Front Radius Corners
- Large J-Trim on Ramp Door(s)
- Brite Aluminum Rear Hoop
- High Performance Wood Walls and Trim
- White Vinyl Ceiling with White Aluminum Coves
- 3/4" High Performance Wood Flooring
- (4) 5K D-Rings



48" Entry Door with Flush Lock

Size	GVWR
8.5' x 28' - 8.5' x 34'	10K
8.5' x 28' - 8.5' x 34'	14K
8.5' x 36' - 8.5' x 38'	15K
8.5' x 40' - 8.5' x 52'	21K



# RACE TRAILERS


## PRO SERIES

### FEATURES

- 9 mm White Walls
- White Vinyl Ceiling with Aluminum Coves
- Screwless, .030 Aluminum Exterior
- Torsion Axles
- Spring Assist Ramp Door
- 16" Ramp Extension with Bullnose Extrusion
- Aluminum Wheels

- 84" Interior Height
- 6" Extended Tongue with Adjustable Coupler
- 11" Deluxe Dome Lights

Size	GVWR
8.5' x 20' - 8.5' x 26'	7K
8.5' x 20' - 8.5' x 34'	10K
8.5' x 20' - 8.5' x 34'	14K
8.5' x 26' - 8.5' x 34'	21K



4 Heavy Duty D-Rings



## PRO SERIES ALUMINUM

### FEATURES

- 2" x 8" or 2" x 6" Double Hollow Aluminum Tube Frame
- 16" On-Center Crossmembers
- Triple Tube Tongue
- 16" On-Center Tube Sidewalls and Roof Bows
- Beavertail
- Cast Aluminum Door Holdback
- Ramp Door with Spring Assist
- 16" Wood Ramp Flap with Bullnose Cap
- Aluminum Wheels
- Screwless, .030 Aluminum Exterior
- Seamless Aluminum Roof
- Brite Aluminum Top Wrap
- Brite Aluminum Radius Corners
- Brite Aluminum Rear Hoop
- 9" Deep Rear Flare with Brite Aluminum Ceiling
- White Vinyl Walls
- Aluminum H-Molding on Walls
- White Vinyl Ceiling with White Aluminum Coves
- White Vinyl H-Molding on Ceiling
- (2) Loading Lights under Spoiler with Switch



White Vinyl Walls and Ceiling

Size	GVWR
8.5' x 16' - 8.5' x 26'	7K
8.5' x 16' - 8.5' x 34'	10K





# RACE TRAILERS

## PRO GT GOOSENECK/FIFTH WHEEL



### FEATURES

- (2) 11" LED Dome Lights with Switch
- 48" Entry Door with Flush Lock
- Recessed Horizontal Cam Lock on Ramp Door
- Slide-Out Step and Aluminum Hold Backs
- Torsion Brake Axles

Size	GVWR
8.5' x 28' - 8.5' x 34'	10K
8.5' x 36' - 8.5' x 38'	15K
8.5' x 40' - 8.5' x 52'	21K

## PRO GT



Aluminum Slide-Out Step

### FEATURES

- Bull Nose Racer Profile
- H/D "Truck Body" Top Trim and 5.5" Bottom Trim
- Stainless Cap and Stainless Front Corners
- Torsion Axles
- 16" On-Center Wall Studs, Crossmembers, and Roof Bows
- White Vinyl Walls
- Insulated White Vinyl Ceiling Liner
- Aluminum Wheels
- Screwless, .040 Exterior (White or Black Standard)
- 96" Wide Rear Opening
- Spread Axles with Extruded Fenders
- Stainless Steel Corners and Top Wrap
- Stainless Rear Spoiler

Size	GVWR
8.5' x 20' - 8.5' x 26'	7K
8.5' x 20' - 8.5' x 32'	10K
8.5' x 20' - 8.5' x 34'	14K
8.5' x 26' - 8.5' x 34'	18K
8.5' x 26' - 8.5' x 34'	21K



# CONTRACTOR TRAILERS

## CXT STABLE

### FEATURES

- 6" A-Frame Triple Tube Tongue
- 6" Tongue Extension
- 16" On-Center Crossmember and Tube Sidewalls
- 8" On-Center Roof Bows
- 7K Set-Back Jack
- 36" Wide Entry Door with Flush Lock
- Cast Aluminum Door Holdback
- Side Door Bar Lock
- Torsion Brake Axle(s)



Heavy-Duty All-Aluminum Toolboxes



Reinforced Roof

- Screwless Exterior
- Seamless Aluminum Roof
- High Performance Wood and ATP Covered Tongue
- (5) HD Ladder Racks with Rear Roller
- (1) Horizontal and (1) Vertical Aluminum Toolbox (12')
- High Performance Wood Walls and Trim
- (2) 48" 110V Wrap Around LED Lights
- (2) 12V 3-Way Toggle Switches
- (2) 12V 10" LED Black Angled Loading Lights



Size	GVWR
7' x 12' - 7' x 20'	7K
8.5' x 12' - 8.5' x 20'	7K
7' x 12' - 7' x 20'	10K
8.5' x 12' - 8.5' x 20'	10K

- 30 Amp Panel Box
- 30 Amp Motor Base Plug
- 25' 30 Amp Cord
- (4) 15 Amp Interior Receptacles
- (1) 15 Amp GFI Wall Exterior Receptacle

## CXT CARGO

### FEATURES

- 6" A-Frame Triple Tube Tongue
- 16" On-Center Full Height Crossmembers, Tube Sidewalls, Ceilings, and Roof Bows
- 36" Wide Entry Door with Flush Lock
- Cast Aluminum Door Holdback
- Torsion Brake Axles
- Screwless, .030 Aluminum Exterior
- Large J-Trim on Rear Doors
- High Performance Wood Walls and Trim

Size	GVWR
7' x 12' - 7' x 20'	7K
8.5' x 12' - 8.5' x 20'	7K
7' x 12' - 7' x 20'	10K
8.5' x 12' - 8.5' x 20'	10K





# RECREATIONAL TRAILERS

## AX ALUMINUM



Screwless Exterior      Front and Rear Ramps with Spring Assist

Size	GVWR
7' x 19' - 7' x 29'	7K

### FEATURES

- 2" x 5" Double Hollow Aluminum Tube Frame
- 16" On-Center Crossmembers
- 3" x 5" Double Hollow Aluminum Tube Straight Center Tongue
- 16" On-Center Tube Sidewalls and Roof Bows
- 36" Wide Entry Door with Flush Lock
- (2) 14" x 14" Fuel Doors - Passenger Side
- Ramp Door with Spring Assist
- 61" Wide Wedge Ramp Door with Spring Assist
- 12" Wood Flap with Hingeless Brackets
- Aluminum Bar Locks
- 15" Aluminum Wheel
- Screwless, .030 Aluminum Exterior
- 9 mm White Vinyl Walls with Aluminum H-Molding
- 3/4 x 24" High Performance Kick Plate
- White Vinyl Ceiling with H-Molding



## MOAB UTV



Exterior Mounted Spare Tire      Sink and Potti

Size	GVWR
7.5' x 14' - 7.5' x 20'	10K

### FEATURES

- 16" On-Center Crossmembers, Tube Sidewalls, and Roof Bows
- 30" Deep Sloped V-Nose with 12" Drop
- Pull-Out RV Step
- 30" x 27" Egress Window
- Ramp Door with Spring Assist
- 16" Wood Ramp Flap
- 15" Black Aluminum Wheels
- Screwless, .030 Aluminum Exterior
- White Vinyl Ceiling with Black Coves
- Black Rubber Tread Floor Overlay
- Happi-Jac Bed with Queen Mattress
- Porta Potti Cassette Toilet, Sink, Vanity
- (3) 18" LED Lights with Switch
- 30 Watt Solar Panel with 10 Amp Control Panel



# CARGO EXPRESS

By Novae®

## THE CARGO EXPRESS ADVANTAGE

For over 20 years, Cargo Express has been known for innovation, durability and unequaled performance. Cargo Express offers a wide selection of trailers with unbeatable features and value. Whether you need a specially-customized trailer for your business or a no-frills trailer for everyday towing, Cargo Express has the perfect solution.



## BUILT TO A HIGHER STANDARD

### 1 TUBE MAIN RAILS

Lighter than I-Beam competitors while providing more torsional rigidity. Our trailers haul more and last longer.

### 2 FULL HEIGHT Z-CROSSMEMBERS

Standard on all steel frames, Z-shapes maximize strength without adding weight. This provides you with a true unibody frame.



### FULLY WELDED WHEELBOXES

Protect your valuables from the elements by tying the wheelbox to the elements by tying the wheelbox to the dust-proof wall. This prevents dust and debris from blanketing your cargo.

### REINFORCED PLATE

7 ga steel bentline reinforces the tongue assembly to the main rail. This distributes the forces over a wider area and picks up the full strength of tube tongue members.

### DUST WALL DESIGN

Featured on 8.5' models, it prevents water, dust, and debris from entering the interior and inner wall cavity while adding strength as a structural component. All other models are sealed by the wall sitting on the frame rail.

### 6 CROWNED TUBE ROOF BOWS

Superior to stamped hat sections, crowned tube bows transfer vertical loads to the sidewalls for added strength and shed water more effectively than flat roofs.

### 7 ELECTRIC BRAKES

When it comes to safety, we will never cut corners. Gel-coat fittings are used on all brake connections. All tandem and triple axle models have brakes on all axles.



### TIE DOWNS

All of our recessed floor mounted D-rings are bolted to a frame-welded backing plate.



### HEAVY DUTY HINGES

All ramp doors are standard with heavy duty hinges, grease zerks and a solid 3/4" steel rod for added strength.



# CARGO EXPRESS

By Novae®



Cargo Express  
Novae LLC

11550 Harter Drive  
Middlebury, IN 46540



SCAN TO VISIT  
OUR WEBSITE



[cargoeexpress.com](http://cargoeexpress.com)

Information printed in this brochure is based upon the latest product data available at the time of printing. Cargo Express reserves the right to make changes at any time pursuant to colors, materials, models, specifications, options or pricing without notice or obligation. All specifications are approximate and dimensions are nominal. Text may refer to optional equipment which may not be included as standard items on your model of choice. Photography and illustrations may also show optional items available at an additional cost. Consult your authorized Cargo Express dealer for complete details. All rights reserved.

© 2023 Novae LLC



*Authorized Cargo Express Trailer Dealer*

